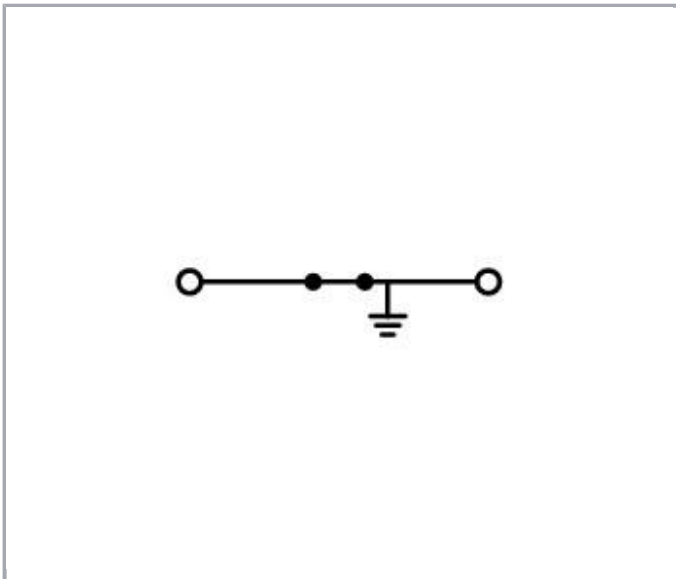
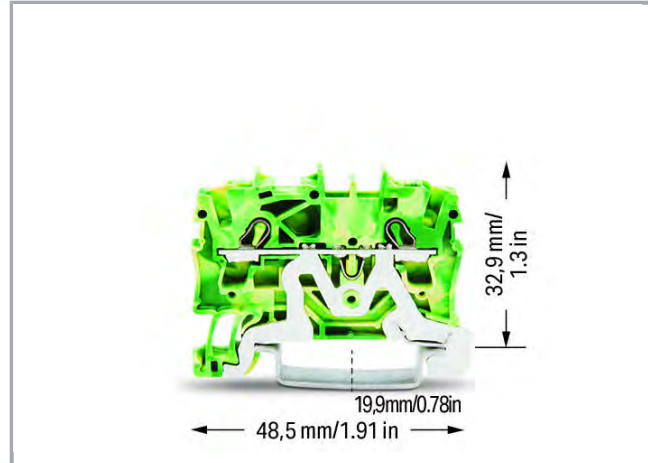


Data sheet | Item number: 2002-1207

2-conductor ground terminal block; 2.5 mm<sup>2</sup>; suitable for Ex e II applications;  
side and center marking; for DIN-rail 35 x 15 and 35 x 7.5; Push-in CAGE  
CLAMP®; 2,50 mm<sup>2</sup>; green-yellow



#### Data

Subject to changes. Please also observe the further product documentation!



## Electrical data

### Ratings per IEC/EN 60664-1

Ratings per IEC/EN 60947-7-2

### Connection data

Connection technology	Push-in CAGE CLAMP®
Actuation type	Push-in Open Tool Slot
Connectable conductor materials	Copper
Nominal cross section	2,5 mm <sup>2</sup>
Solid conductor	0,25 ... 4 mm <sup>2</sup> / 22 ... 12 AWG
Solid conductor, push-in termination	0,75 ... 4 mm <sup>2</sup> / 18 ... 12 AWG
Fine-stranded conductor	0,25 ... 4 mm <sup>2</sup> / 22 ... 12 AWG
Fine-stranded conductor with ferrule with plastic collar	1 ... 2,5 mm <sup>2</sup> / 18 ... 12 AWG
Fine-stranded conductor with ferrule, push-in termination, from	1 ... 2,5 mm <sup>2</sup> / 18 ... 12 AWG
Strip length	10 ... 12 mm / 0.39 ... 0.47 inch
Total number of connection points	2
Total number of potentials	1
Number of levels	1
Type of wiring	Front-entry wiring
Note (conductor cross-section)	Depending on the conductor characteristic, a conductor with a smaller cross-section can also be inserted via push-in termination.
Number of jumper slots	2

### Geometrical Data

Width	5,2 mm / 0.205 inch
Height from upper-edge of DIN-35 rail	32,9 mm / 1.295 inch
Depth	50,8 mm / 2 inch

### Mechanical data

Design	horizontal type
Type of mounting	DIN-35 rail
Marking level	Center/side marking

Subject to changes. Please also observe the further product documentation!

## Material Data

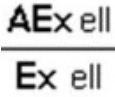


Color	green-yellow
Insulating material	Polyamide 66 (PA 66)
Fire load	0.087 MJ
Weight	7.7 g

## Commercial data


Product Group	22 (TOPJOB S)
Packaging type	BOX
Country of origin	DE
GTIN	4017332999212
Customs Tariff No.	85369010000

## Approvals / Certificates

### Ex-Approvals

Logo	Approval	Additional Approval Text	Certificate name
	AEx Underwriters Laboratories Inc.	UL 60079	20190704- E185892
	ATEX Physikalisch Technische Bundesanstalt (PTB)	EN 60079	PTB 03 ATEX 1162 U (II 2 G/D Ex e II bzw. I M 2 Ex e I)
	IECEX Physikalisch Technische Bundesanstalt	IEC 60079	IECEX PTB 03.0004U (Ex eb IIC Gb or Ex eb I Mb)

### Country specific Approvals

Logo	Approval	Additional Approval Text	Certificate name
	CCA DEKRA Certification B.V.	EN 60947	NTR NL 7730

Subject to changes. Please also observe the further product documentation!



CSA  
DEKRA Certification B.V.

C22.2 No. 158

1536069







KEMA/KEUR  
DEKRA Certification B.V.


EN 60947

71-  
107687

#### Ship Approvals

Logo	Approval	Additional Approval Text	Certificate name
	<b>ABS</b> American Bureau of Shipping	EN 60947	20- HG1941090- PDA
	<b>BV</b> Bureau Veritas S.A.	EN 60947	38586/A0 BV
	<b>DNV GL</b> Det Norske Veritas, Germanischer Lloyd	-	TAE00001V2
	<b>LR</b> Lloyds Register	EN 60947	91/20112 (E9)

#### UL-Approvals

Logo	Approval	Additional Approval Text	Certificate name
	<b>cURus</b> Underwriters Laboratories Inc.	UL 1059	E45172













#### Counterpart

#### Compatible products















Subject to changes. Please also observe the further product documentation!

## Marking accessories

---

	<b>Item no.: 2002-161</b> Adaptor
	<b>Item no.: 2009-110</b> Marking strips; on reel; not stretchable; plain; snap-on type; white
	<b>Item no.: 2009-115</b> WMB-Inline; for Smart Printer; 1500 pieces on roll; stretchable 5 - 5.2 mm; plain; snap-on type; white
	<b>Item no.: 2009-115/000-002</b> WMB-Inline; for Smart Printer; 1500 pieces on roll; stretchable 5 - 5.2 mm; plain; snap-on type; yellow
	<b>Item no.: 2009-115/000-005</b> WMB-Inline; for Smart Printer; 1500 pieces on roll; stretchable 5 - 5.2 mm; plain; snap-on type; red
	<b>Item no.: 2009-115/000-006</b> WMB-Inline; for Smart Printer; 1500 pieces on roll; stretchable 5 - 5.2 mm; plain; snap-on type; blue
	<b>Item no.: 2009-115/000-007</b> WMB-Inline; for Smart Printer; 1500 pieces on roll; stretchable 5 - 5.2 mm; plain; snap-on type; gray
	<b>Item no.: 2009-115/000-012</b> WMB-Inline; for Smart Printer; 1500 pieces on roll; stretchable 5 - 5.2 mm; plain; snap-on type; orange
	<b>Item no.: 2009-115/000-017</b> WMB-Inline; for Smart Printer; 1500 pieces on roll; stretchable 5 - 5.2 mm; plain; snap-on type; light green
	<b>Item no.: 2009-115/000-023</b> WMB-Inline; for Smart Printer; 1500 pieces on roll; stretchable 5 - 5.2 mm; plain; snap-on type; green
	<b>Item no.: 2009-115/000-024</b> WMB-Inline; for Smart Printer; 1500 pieces on roll; stretchable 5 - 5.2 mm; plain; snap-on type; violet
	<b>Item no.: 2009-145</b> Mini-WSB Inline; for Smart Printer; 1700 pieces on roll; stretchable 5 - 5.2 mm; plain; snap-on type; white

Subject to changes. Please also observe the further product documentation!

	<b>Item no.: 2009-145/000-002</b> Mini-WSB Inline; for Smart Printer; 1700 pieces on roll; stretchable 5 - 5.2 mm; plain; snap-on type; yellow
	<b>Item no.: 2009-145/000-005</b> Mini-WSB Inline; for Smart Printer; 1700 pieces on roll; stretchable 5 - 5.2 mm; plain; snap-on type; red
	<b>Item no.: 2009-145/000-006</b> Mini-WSB Inline; for Smart Printer; 1700 pieces on roll; stretchable 5 - 5.2 mm; plain; snap-on type; blue
	<b>Item no.: 2009-145/000-007</b> Mini-WSB Inline; for Smart Printer; 1700 pieces on roll; stretchable 5 - 5.2 mm; plain; snap-on type; gray
	<b>Item no.: 2009-145/000-012</b> Mini-WSB Inline; for Smart Printer; 1700 pieces on roll; stretchable 5 - 5.2 mm; plain; snap-on type; orange
	<b>Item no.: 2009-145/000-023</b> Mini-WSB Inline; for Smart Printer; 1700 pieces on roll; stretchable 5 - 5.2 mm; plain; snap-on type; green
	<b>Item no.: 2009-145/000-024</b> Mini-WSB Inline; for Smart Printer; 1700 pieces on roll; stretchable 5 - 5.2 mm; plain; snap-on type; violet
	<b>Item no.: 2009-191</b> Group marker carrier
	<b>Item no.: 2009-192</b> Group marker carrier
	<b>Item no.: 2009-193</b> Group marker carrier
	<b>Item no.: 2009-198</b> Adaptor
	<b>Item no.: 248-501</b> Miniature WSB Quick marking system; plain; Marker width 5 mm; 10 strips with 10 markers per card
	<b>Item no.: 248-501/000-002</b> Mini-WSB marking card; as card; not stretchable; plain; snap-on type; yellow
	<b>Item no.: 248-501/000-005</b> Mini-WSB marking card; as card; not stretchable; plain; snap-on type; red
	<b>Item no.: 248-501/000-006</b> Mini-WSB marking card; as card; not stretchable; plain; snap-on type; blue

Subject to changes. Please also observe the further product documentation!



---

**Item no.: 248-501/000-007**  
Mini-WSB marking card; as card; not stretchable; plain; snap-on type; gray



---

**Item no.: 248-501/000-012**  
Mini-WSB marking card; as card; not stretchable; plain; snap-on type; orange



---

**Item no.: 248-501/000-017**  
Mini-WSB marking card; as card; not stretchable; plain; snap-on type; light green



---

**Item no.: 248-501/000-023**  
Mini-WSB marking card; as card; not stretchable; plain; snap-on type; green



---

**Item no.: 248-501/000-024**  
Mini-WSB marking card; as card; not stretchable; plain; snap-on type; violet



---

**Item no.: 793-501**  
WMB marking card; as card; not stretchable; plain; snap-on type; white



---

**Item no.: 793-501/000-002**  
WMB marking card; as card; not stretchable; plain; snap-on type; yellow



---

**Item no.: 793-501/000-005**  
WMB marking card; as card; not stretchable; plain; snap-on type; red



---

**Item no.: 793-501/000-006**  
WMB marking card; as card; not stretchable; plain; snap-on type; blue



---

**Item no.: 793-501/000-007**  
WMB marking card; as card; not stretchable; plain; snap-on type; gray



---

**Item no.: 793-501/000-012**  
WMB marking card; as card; not stretchable; plain; snap-on type; orange



---

**Item no.: 793-501/000-017**  
WMB marking card; as card; not stretchable; plain; snap-on type; light green



---

**Item no.: 793-501/000-023**  
WMB marking card; as card; not stretchable; plain; snap-on type; green

---

Subject to changes. Please also observe the further product documentation!



**Item no.: 793-501/000-024**  
WMB marking card; as card; not stretchable; plain; snap-on type; violet



**Item no.: 793-5501**  
WMB marking card; as card; for terminal block width 5 - 17.5 mm; stretchable 5 - 5.2 mm; plain; snap-on type; white



**Item no.: 793-5501/000-002**  
WMB marking card; as card; for terminal block width 5 - 17.5 mm; stretchable 5 - 5.2 mm; plain; snap-on type; yellow



**Item no.: 793-5501/000-005**  
WMB marking card; as card; for terminal block width 5 - 17.5 mm; stretchable 5 - 5.2 mm; plain; snap-on type; red



**Item no.: 793-5501/000-006**  
WMB marking card; as card; for terminal block width 5 - 17.5 mm; stretchable 5 - 5.2 mm; plain; snap-on type; blue



**Item no.: 793-5501/000-007**  
WMB marking card; as card; for terminal block width 5 - 17.5 mm; stretchable 5 - 5.2 mm; plain; snap-on type; gray



**Item no.: 793-5501/000-012**  
WMB marking card; as card; for terminal block width 5 - 17.5 mm; stretchable 5 - 5.2 mm; plain; snap-on type; orange



**Item no.: 793-5501/000-014**  
WMB marking card; as card; for terminal block width 5 - 17.5 mm; stretchable 5 - 5.2 mm; plain; snap-on type; brown



**Item no.: 793-5501/000-017**  
WMB marking card; as card; for terminal block width 5 - 17.5 mm; stretchable 5 - 5.2 mm; plain; snap-on type; green



**Item no.: 793-5501/000-023**  
WMB marking card; as card; for terminal block width 5 - 17.5 mm; stretchable 5 - 5.2 mm; plain; snap-on type; light green



**Item no.: 793-5501/000-024**  
WMB marking card; as card; for terminal block width 5 - 17.5 mm; stretchable 5 - 5.2 mm; plain; snap-on type; violet

#### ferrule



**Item no.: 216-241**  
Ferrule; Sleeve for 0.5 mm<sup>2</sup> / 20 AWG; insulated; electro-tin plated; electrolytic copper; gastight crimped; acc. to DIN 46228, Part 4/09.90; white




**Item no.: 216-242**  
Ferrule; Sleeve for 0.75 mm<sup>2</sup> / 18 AWG; insulated; electro-tin plated; electrolytic copper; gastight crimped; acc. to DIN 46228, Part 4/09.90; gray


**Item no.: 216-243**  
Ferrule; Sleeve for 1 mm<sup>2</sup> / AWG 18; insulated; electro-tin plated; electrolytic copper; gastight

Subject to changes. Please also observe the further product documentation!







crimped; acc. to DIN 46228, Part 4/09.90; red




**Item no.: 216-244**  
Ferrule; Sleeve for 1.5 mm<sup>2</sup> / AWG 16; insulated; electro-tin plated; electrolytic copper; gastight crimped; acc. to DIN 46228, Part 4/09.90; black




**Item no.: 216-246**  
Ferrule; Sleeve for 2.5 mm<sup>2</sup> / AWG 14; insulated; electro-tin plated; electrolytic copper; gastight crimped; acc. to DIN 46228, Part 4/09.90; blue




**Item no.: 216-262**  
Ferrule; Sleeve for 0.75 mm<sup>2</sup> / 18 AWG; insulated; electro-tin plated; electrolytic copper; gastight crimped; acc. to DIN 46228, Part 4/09.90; gray



**Item no.: 216-263**  
Ferrule; Sleeve for 1 mm<sup>2</sup> / AWG 18; insulated; electro-tin plated; electrolytic copper; gastight crimped; acc. to DIN 46228, Part 4/09.90; red




**Item no.: 216-264**  
Ferrule; Sleeve for 1.5 mm<sup>2</sup> / AWG 16; insulated; electro-tin plated; electrolytic copper; gastight crimped; acc. to DIN 46228, Part 4/09.90; black




**Item no.: 216-266**  
Ferrule; Sleeve for 2.5 mm<sup>2</sup> / AWG 14; insulated; electro-tin plated; electrolytic copper; gastight crimped; acc. to DIN 46228, Part 4/09.90; blue


#### End plate




**Item no.: 2002-1291**  
End and intermediate plate; 0.8 mm thick; gray



**Item no.: 2002-1292**  
End and intermediate plate; 0.8 mm thick; orange



**Item no.: 2002-1293**  
Separator plate; 2 mm thick; oversized; gray



**Item no.: 2002-1294**  
Separator plate; 2 mm thick; oversized; orange




**Item no.: 209-190**  
Separator for Ex e/Ex i applications; 3 mm thick; 90 mm wide; orange




**Item no.: 209-191**  
Separator for Ex e/Ex i applications; 3 mm thick; 120 mm wide; orange


#### Push-In type wire jumper



**Item no.: 2009-412**  
Push-in type wire jumper; insulated; wire length 60 mm; Conductor cross section 1.5 mm<sup>2</sup>; suitable for 2001, 2002, 2003 and 2022 Series rail-mounted terminal blocks; black



**Item no.: 2009-414**  
Push-in type wire jumper; insulated; wire length 110 mm; Conductor cross section 1.5 mm<sup>2</sup>; suitable for 2001, 2002, 2003 and 2022 Series rail-mounted terminal blocks; black




**Item no.: 2009-416**  
Push-in type wire jumper; insulated; wire length 250 mm; Conductor cross section 1.5 mm<sup>2</sup>; suitable for 2001, 2002, 2003 and 2022 Series rail-mounted terminal blocks; black

Subject to changes. Please also observe the further product documentation!


## Jumper

---




**Item no.: 2002-400**  
Adjacent jumper for continuous commoning; insulated; 2-way; Nominal current 25 A; light gray

---




**Item no.: 2002-402**  
Push-in type jumper bar; insulated; 2-way; Nominal current 25 A; light gray

---




**Item no.: 2002-402/000-005**  
Push-in type jumper bar; insulated; 2-way; Nominal current 25 A; red

---




**Item no.: 2002-402/000-006**  
Push-in type jumper bar; insulated; 2-way; Nominal current 25 A; blue

---




**Item no.: 2002-403**  
Push-in type jumper bar; insulated; 3-way; Nominal current 25 A; light gray

---




**Item no.: 2002-403/000-005**  
Push-in type jumper bar; insulated; 3-way; Nominal current 25 A; red

---




**Item no.: 2002-403/000-006**  
Push-in type jumper bar; insulated; 3-way; Nominal current 25 A; blue

---




**Item no.: 2002-404**  
Push-in type jumper bar; insulated; 4-way; Nominal current 25 A; light gray

---




**Item no.: 2002-404/000-005**  
Push-in type jumper bar; insulated; 4-way; Nominal current 25 A; red

---




**Item no.: 2002-404/000-006**  
Push-in type jumper bar; insulated; 4-way; Nominal current 25 A; blue

---




**Item no.: 2002-405**  
Push-in type jumper bar; insulated; 5-way; Nominal current 25 A; light gray

---




**Item no.: 2002-405/000-005**  
Push-in type jumper bar; insulated; 5-way; Nominal current 25 A; red

---



**Item no.: 2002-405/000-006**  
Push-in type jumper bar; insulated; 5-way; Nominal current 25 A; blue

---



**Item no.: 2002-405/011-000**  
Star point jumper; insulated; 3-way (1-3-5); IN = IN terminal block; light gray

---

**Item no.: 2002-406**

Subject to changes. Please also observe the further product documentation!



Push-in type jumper bar; insulated; 6-way; Nominal current 25 A; light gray



**Item no.: 2002-406/000-005**

Push-in type jumper bar; insulated; 6-way; Nominal current 25 A; red



**Item no.: 2002-406/000-006**

Push-in type jumper bar; insulated; 6-way; Nominal current 25 A; blue



**Item no.: 2002-406/020-000**

Delta jumper; insulated; 1-2 3-4 5-6; IN = IN terminal block; light gray



**Item no.: 2002-407**

Push-in type jumper bar; insulated; 7-way; Nominal current 25 A; light gray



**Item no.: 2002-407/000-005**

Push-in type jumper bar; insulated; 7-way; Nominal current 25 A; red



**Item no.: 2002-407/000-006**

Push-in type jumper bar; insulated; 7-way; Nominal current 25 A; blue



**Item no.: 2002-408**

Push-in type jumper bar; insulated; 8-way; Nominal current 25 A; light gray



**Item no.: 2002-408/000-005**

Push-in type jumper bar; insulated; 8-way; Nominal current 25 A; red



**Item no.: 2002-408/000-006**

Push-in type jumper bar; insulated; 8-way; Nominal current 25 A; blue



**Item no.: 2002-409**

Push-in type jumper bar; insulated; 9-way; Nominal current 25 A; light gray



**Item no.: 2002-409/000-005**

Push-in type jumper bar; insulated; 9-way; Nominal current 25 A; red



**Item no.: 2002-409/000-006**

Push-in type jumper bar; insulated; 9-way; Nominal current 25 A; blue



**Item no.: 2002-410**

Push-in type jumper bar; insulated; 10-way; Nominal current 25 A; light gray



**Item no.: 2002-410/000-005**

Push-in type jumper bar; insulated; 10-way; Nominal current 25 A; red

Subject to changes. Please also observe the further product documentation!



**Item no.: 2002-410/000-006**  
Push-in type jumper bar; insulated; 10-way; Nominal current 25 A; blue



**Item no.: 2002-423**  
Adjacent jumper for continuous commoning; insulated; from 1 to 3; Nominal current 25 A; light gray



**Item no.: 2002-423/000-005**  
Adjacent jumper for continuous commoning; insulated; from 1 to 3; Nominal current 25 A; red



**Item no.: 2002-423/000-006**  
Adjacent jumper for continuous commoning; insulated; from 1 to 3; Nominal current 25 A; blue



**Item no.: 2002-433**  
Push-in type jumper bar; insulated; from 1 to 3; Nominal current 25 A; light gray



**Item no.: 2002-434**  
Push-in type jumper bar; insulated; from 1 to 4; Nominal current 25 A; light gray



**Item no.: 2002-435**  
Push-in type jumper bar; insulated; from 1 to 5; Nominal current 25 A; light gray



**Item no.: 2002-436**  
Push-in type jumper bar; insulated; from 1 to 6; Nominal current 25 A; light gray



**Item no.: 2002-437**  
Push-in type jumper bar; insulated; from 1 to 7; Nominal current 25 A; light gray



**Item no.: 2002-438**  
Push-in type jumper bar; insulated; from 1 to 8; Nominal current 25 A; light gray



**Item no.: 2002-439**  
Push-in type jumper bar; insulated; from 1 to 9; Nominal current 25 A; light gray



**Item no.: 2002-440**  
Push-in type jumper bar; insulated; from 1 to 10; Nominal current 25 A; light gray



**Item no.: 2002-472**  
Staggered jumper; insulated; 2-way; Nominal current 25 A; suitable for 2002 and 2003 Series rail-mounted terminal blocks; light gray



**Item no.: 2002-473**  
Staggered jumper; insulated; 3-way; Nominal current 25 A; suitable for 2002 and 2003 Series rail-mounted terminal blocks; light gray

**Item no.: 2002-473/011-000**  
Ready-made staggered jumper; insulated; 2-way (1-3); Nominal current 25 A; with contact lugs broken off at the factory and circuit marking; light gray



**Item no.: 2002-474**  
Staggered jumper; insulated; 4-way; Nominal current 25 A; suitable for 2002 and 2003 Series rail-mounted terminal blocks; light gray

Subject to changes. Please also observe the further product documentation!

**Item no.: 2002-475**

Staggered jumper; insulated; 5-way; Nominal current 25 A; suitable for 2002 and 2003 Series rail-mounted terminal blocks; light gray

**Item no.: 2002-475/011-000**

Ready-made staggered jumper; insulated; 3-way (1-3-5); Nominal current 25 A; with contact lugs broken off at the factory and circuit marking; light gray

**Item no.: 2002-476**

Staggered jumper; insulated; 6-way; Nominal current 25 A; suitable for 2002 and 2003 Series rail-mounted terminal blocks; light gray

**Item no.: 2002-477**

Staggered jumper; insulated; 7-way; Nominal current 25 A; suitable for 2002 and 2003 Series rail-mounted terminal blocks; light gray

**Item no.: 2002-477/011-000**

Ready-made staggered jumper; insulated; 1-3-5-7; Nominal current 25 A; with contact lugs broken off at the factory and circuit marking; light gray

**Item no.: 2002-478**

Staggered jumper; insulated; 8-way; Nominal current 25 A; suitable for 2002 and 2003 Series rail-mounted terminal blocks; light gray

**Item no.: 2002-479**

Staggered jumper; insulated; 9-way; Nominal current 25 A; suitable for 2002 and 2003 Series rail-mounted terminal blocks; light gray

**Item no.: 2002-479/011-000**

Ready-made staggered jumper; insulated; 1-3-5-7-9; Nominal current 25 A; with contact lugs broken off at the factory and circuit marking; light gray

**Item no.: 2002-480**

Staggered jumper; insulated; 10-way; Nominal current 25 A; suitable for 2002 and 2003 Series rail-mounted terminal blocks; light gray

**Item no.: 2002-481**

Staggered jumper; insulated; 11-way; Nominal current 25 A; suitable for 2002 and 2003 Series rail-mounted terminal blocks; light gray

**Item no.: 2002-481/011-000**


Ready-made staggered jumper; insulated; 1-3-5-7-9-11; Nominal current 25 A; with contact lugs broken off at the factory and circuit marking; light gray

**Item no.: 2002-482**

Staggered jumper; insulated; 12-way; Nominal current 25 A; suitable for 2002 and 2003 Series rail-mounted terminal blocks; light gray

**Item no.: 210-103**

Wire commoning chain; insulated; 50 connections; black

**Item no.: 210-123**

Wire commoning chain; insulated; 50 connections

**Carrier rail****Item no.: 210-112**

Steel carrier rail; 35 x 7.5 mm; 1 mm thick; 2 m long; slotted; according to EN 60715; "Hole width 25 mm

Subject to changes. Please also observe the further product documentation!



**Item no.: 210-113**

Steel carrier rail; 35 x 7.5 mm; 1 mm thick; 2 m long; unslotted; according to EN 60715



**Item no.: 210-114**

Steel carrier rail; 35 x 15 mm; 1.5 mm thick; 2 m long; unslotted; similar to EN 60715



**Item no.: 210-115**

Steel carrier rail; 35 x 7.5 mm; 1 mm thick; 2 m long; slotted; according to EN 60715; "Hole width 18 mm



**Item no.: 210-118**

Steel carrier rail; 35 x 15 mm; 2.3 mm thick; 2 m long; unslotted; according to EN 60715



**Item no.: 210-196**

Aluminum carrier rail; 35 x 8.2 mm; 1.6 mm thick; 2 m long; unslotted; similar to EN 60715; silver-colored



**Item no.: 210-197**

Steel carrier rail; 35 x 15 mm; 1.5 mm thick; 2 m long; slotted; similar to EN 60715



**Item no.: 210-198**

Copper carrier rail; 35 x 15 mm; 2.3 mm thick; 2 m long; unslotted; according to EN 60715; copper-colored



**Item no.: 210-504**

Steel carrier rail; 35 x 7.5 mm; 1 mm thick; 2 m long; slotted; galvanized; according to EN 60715



**Item no.: 210-505**

Steel carrier rail; 35 x 7.5 mm; 1 mm thick; 2 m long; unslotted; galvanized; according to EN 60715



**Item no.: 210-506**

Steel carrier rail; 35 x 15 mm; 1.5 mm thick; 2 m long; unslotted; galvanized; similar to EN 60715



**Item no.: 210-508**

Steel carrier rail; 35 x 15 mm; 1.5 mm thick; 2 m long; slotted; galvanized; similar to EN 60715

**Protective Warning Marker**



**Item no.: 2002-115**

Protective warning marker; with high-voltage symbol, black; for 5 terminal blocks; yellow

**Insulation stop**



**Item no.: 2002-171**

Insulation stop; 0.25 - 0.5 mm<sup>2</sup>; 5 pieces/strip; light gray



**Item no.: 2002-172**

Insulation stop; 0.75 - 1 mm<sup>2</sup>; 5 pieces/strip; dark gray

**check**



**Item no.: 2002-511**

Modular TOPJOB®S connector; modular; for jumper contact slot; 1-pole; 2,50 mm<sup>2</sup>; gray



**Item no.: 2002-549**

Spacer module; modular; e.g., for bridging commoned terminal blocks; gray

**Item no.: 2002-552**

Subject to changes. Please also observe the further product documentation!



Modular TOPJOB®S connector; modular; for jumper contact slot; 2-pole; 2,50 mm<sup>2</sup>; gray



**Item no.: 2002-553**

Modular TOPJOB®S connector; modular; for jumper contact slot; 3-pole; 2,50 mm<sup>2</sup>; gray



**Item no.: 2002-554**

Modular TOPJOB®S connector; modular; for jumper contact slot; 4-pole; 2,50 mm<sup>2</sup>; gray



**Item no.: 2002-555**

Modular TOPJOB®S connector; modular; for jumper contact slot; 5-pole; 2,50 mm<sup>2</sup>; gray



**Item no.: 2002-556**

Modular TOPJOB®S connector; modular; for jumper contact slot; 6-pole; 2,50 mm<sup>2</sup>; gray



**Item no.: 2002-557**

Modular TOPJOB®S connector; modular; for jumper contact slot; 7-pole; 2,50 mm<sup>2</sup>; gray



**Item no.: 2002-558**

Modular TOPJOB®S connector; modular; for jumper contact slot; 8-pole; 2,50 mm<sup>2</sup>; gray



**Item no.: 2002-559**

Modular TOPJOB®S connector; modular; for jumper contact slot; 9-pole; 2,50 mm<sup>2</sup>; gray



**Item no.: 2002-560**

Modular TOPJOB®S connector; modular; for jumper contact slot; 10-pole; 2,50 mm<sup>2</sup>; gray



**Item no.: 2002-611**

TOPJOB®S L-type test plug module; modular; 1-pole; 2,50 mm<sup>2</sup>; gray



**Item no.: 2002-649**

TOPJOB®S L-type spacer module; modular; e.g., for bridging commoned terminal blocks; gray



**Item no.: 2009-174**

Test plug adapter; for 4 mm Ø test plugs; for testing TOPJOB®S rail-mounted terminal blocks; gray



**Item no.: 2009-182**

Testing tap; for max. 2.5 mm<sup>2</sup>; tool-free connection for individual test wires 0.08 - 2.5 mm; gray

## tools



**Item no.: 210-658**

Operating tool; Blade: 3.5 x 0.5 mm; with a partially insulated shaft; angled; short



**Item no.: 210-720**

Operating tool; Blade: 3.5 x 0.5 mm; with a partially insulated shaft

## Downloads

### Documentation

#### Additional Information

Technical explanations

Apr 3, 2019

Subject to changes. Please also observe the further product documentation!

## CAD/CAE-Data

### CAD data

2D/3D Models 2002-1207

---

### CAE data

EPLAN Data Portal 2002-1207

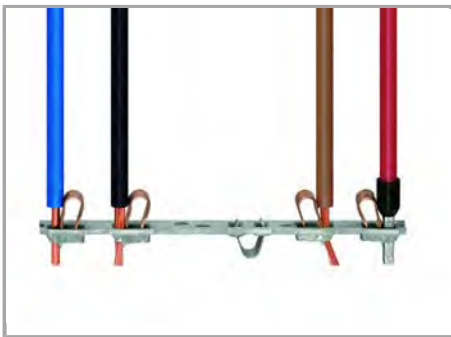
---

WSCAD Universe 2002-1207


---

## Installation Notes


### Conductor termination



All conductor types at a glance



Terminating solid and ferruled conductors via push-in connection.




Inserting conductors via push-in termination.


**Solid conductors** with cross-sections from either one size above, or up to two sizes below, the rated cross-section can be simply pushed in – no tools needed.

Subject to changes. Please also observe the further product documentation!





Inserting a conductor via operating tool.



Conductor termination – Insulation stop.


Connecting fine-stranded conductors without ferrules, or small cross-sectional conductors that cannot be pushed in, is performed similarly to the original CAGE CLAMP® – just use an operating tool.

**The smart feature:**

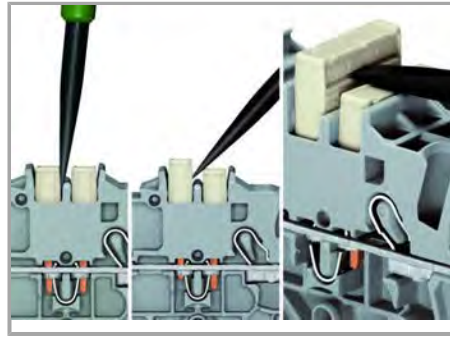
To open the clamp, the operating tool is inserted vertically. The conductor entry is less than 15 degrees for easier wiring.

**Commoning**

Subject to changes. Please also observe the further product documentation!



The push-in type jumper bar system is based on the common plug and socket principle. Each terminal block is spring-loaded with a double socket and a resilient CrNi steel spring. The jumper contact material is pure electrolytic copper, which allows for an extremely small design capable of carrying the full-rated current of the terminal block. Ground terminal blocks can also be commoned using the same jumper system. Custom jumpers are created by breaking and removing jumper contacts (2000, 2001, 2002, 2004 Series).



#### Removing a push-in type jumper bar.

Insert the operating tool between the jumper and the partition wall of the dual jumper slots, then lift up the jumper.

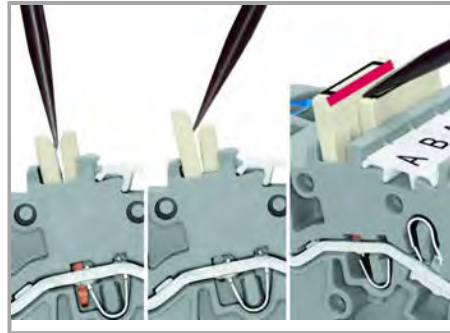
Place the operating tool in the center of jumpers up to five contacts (see above), or alternately on both sides for jumpers with more than five contacts.

#### Commoning



Locate red stripes of the staggered jumpers on the inside.

Insert staggered jumper and push down until it hits backstop.




#### Removing a staggered jumper:

Insert the operating tool between the staggered jumpers, then lift up the jumper.

#### Commoning


Subject to changes. Please also observe the further product documentation!



Continuous jumpers (2002 Series) readily connect an endless number of terminal blocks to each other via a single jumper slot. Use the second jumper slot for additional commoning or testing.




The 1-to-3 adjacent jumper for continuous commoning enables every other terminal block to be commoned. For example, positive and negative potentials can be accommodated alongside each other.



This star point jumper has been specially developed to create a "star point" and is used on motor terminal boards equipped with TOPJOB® S rail-mount terminal blocks.



This delta jumper has been specially developed to create a delta configuration and is used on motor terminal boards equipped with TOPJOB® S rail-mount terminal blocks.



Push down the wire jumper until fully inserted. Lift the jumper with an operating tool for rewiring.

### Testing


Subject to changes. Please also observe the further product documentation!



The modular TOPJOB® S connectors also connect conductors of the same size as the terminal blocks being used.

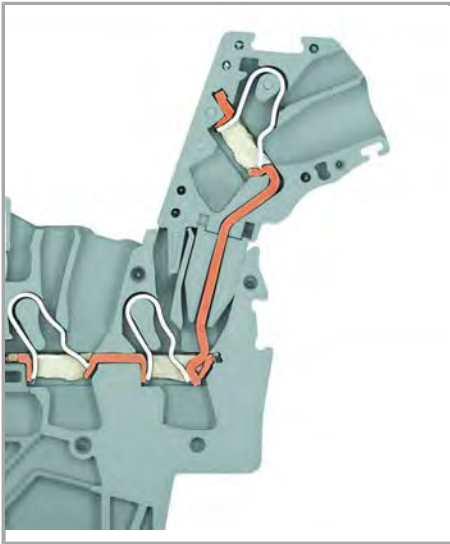


TOPJOB® S Connectors with a 2 mm Ø test socket for testing voltage via 2-pole voltage tester



Rail-mount terminal block assembly for electric motor wiring

Subject to changes. Please also observe the further product documentation!



L-type test plug module – cross-sectional view of contacts




Test plug adapter (2009-174, CAT I) for 4 mm Ø plugs – compatible with 2000 to 2016 Series




Testing tap (2009-182) for tool-free connection of test cables up to 2.5 mm<sup>2</sup> (12 AWG) – compatible with 2000 to 2016 Series

**Marking**



Snapping WMB Inline markers into marker slots.



TOPJOB® S 2009-193 Group Marker Carrier (equipped with a marking strip) for all 2001 to 2016 Series TOPJOB® S Rail-Mount Terminal Blocks

Do not use on an end plate!

Subject to changes. Please also observe the further product documentation!





Using marker carriers for marking strips (2002-161) in jumper slots.

## Product family

### TOPJOB® S

TOPJOB® S: In various industrial applications and modern building installations, WAGO's wide and versatile range of rail-mount terminal blocks provides more than just reliable electrical connections.

[Show all products from the family](#)

Subject to changes. Please also observe the further product documentation!