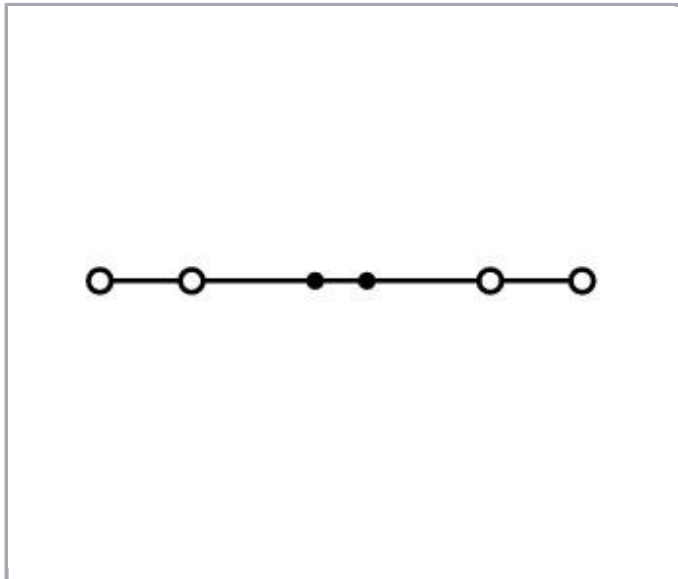
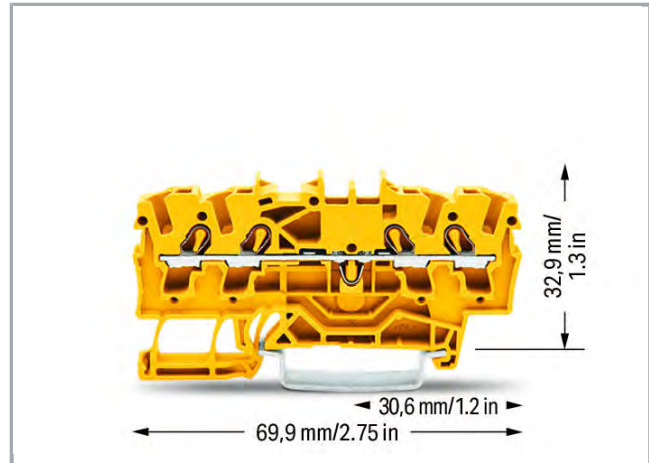



**Data sheet | Item number: 2002-1406**

4-conductor through terminal block; 2.5 mm<sup>2</sup>; suitable for Ex e II applications; side and center marking; for DIN-rail 35 x 15 and 35 x 7.5; Push-in CAGE CLAMP®; 2,50 mm<sup>2</sup>; yellow



**Data**

**Electrical data**

Subject to changes. Please also observe the further product documentation!



## Ratings per IEC/EN 60664-1

|                                 |  |
|---------------------------------|--|
| Ratings per                     | IEC/EN 60947-7-1   |
| Rated voltage (III / 3)         | 800 V  |
| Rated impulse voltage (III / 3) | 8 kV   |
| Rated current                   | 24 A   |
| Rated current (2)               | 32 A   |
| Legend (ratings)                | (III / 3) $\triangleq$ Overvoltage category III / Pollution degree 3 |

## Approvals per UL 1059

|                                |         |
|--------------------------------|---------|
| Rated voltage UL (Use Group B) | 600 V   |
| Rated current UL (Use Group B) | 20 A    |
| Rated voltage UL (Use Group C) | 600 V   |
| Rated current UL (Use Group C) | 20 A    |
| Approvals per                  | UL 1059 |

## Approvals per CSA

|                                 |       |
|---------------------------------|-------|
| Rated voltage CSA (Use Group B) | 600 V |
| Rated current CSA (Use Group B) | 20 A  |
| Rated voltage CSA (Use Group C) | 600 V |
| Rated current CSA (Use Group C) | 20 A  |

## Approvals Ex

|                                     |       |
|-------------------------------------|-------|
| Rated voltage EN (Ex e II)          | 550 V |
| Rated current (Ex e II)             | 22 A  |
| Rated current (Ex e II) with jumper | 20 A  |

## Connection data

|  |  |
|--|--|
| Connection technology                                    | Push-in CAGE CLAMP®                        |
| Actuation type   | Push-in<br>Open Tool Slot                  |
| Connectable conductor materials                          | Copper                                     |
| Nominal cross section                                    | 2,5 mm <sup>2</sup>                        |
| Solid conductor  | 0,25 ... 4 mm <sup>2</sup> / 22 ... 12 AWG |
| Solid conductor, push-in termination                     | 0,75 ... 4 mm <sup>2</sup> / 18 ... 12 AWG |
| Fine-stranded conductor                                  | 0,25 ... 4 mm <sup>2</sup> / 22 ... 12 AWG |
| Fine-stranded conductor with ferrule with plastic collar | 1 ... 2,5 mm <sup>2</sup> / 18 ... 12 AWG  |

Subject to changes. Please also observe the further product documentation!



|   |   |
|---|---|
| Fine-stranded conductor with ferrule, push-in termination, from | 1 ... 2,5 mm <sup>2</sup> / 18 ... 12 AWG   |
| Strip length  | 10 ... 12 mm / 0.39 ... 0.47 inch   |
| Total number of connection points                               | 4   |
| Total number of potentials                                      | 1   |
| Number of levels  | 1   |
| Type of wiring  | Front-entry wiring  |
| Note (conductor cross-section)                                  | Depending on the conductor characteristic, a conductor with a smaller cross-section can also be inserted via push-in termination. |
| Number of jumper slots  | 2   |

### Geometrical Data

|                                       |                      |
|---------------------------------------|----------------------|
| Width                                 | 5,2 mm / 0.205 inch  |
| Height from upper-edge of DIN-35 rail | 32,9 mm / 1.295 inch |
| Depth                                 | 69,9 mm / 2.752 inch |

### Mechanical data

|                  |                     |
|------------------|---------------------|
| Design           | horizontal type     |
| Type of mounting | DIN-35 rail         |
| Marking level    | Center/side marking |

### Material Data

|                     |                      |
|---------------------|----------------------|
| Color               | yellow               |
| Insulating material | Polyamide 66 (PA 66) |
| Fire load           | 0.122 MJ             |
| Weight              | 6.4 g                |

### Commercial data

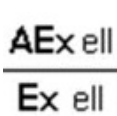
|                    |               |
|--------------------|---------------|
| Product Group      | 22 (TOPJOB S) |
| Packaging type     | BOX           |
| Country of origin  | DE            |
| GTIN               | 4044918081573 |
| Customs Tariff No. | 85369010000   |


### Approvals / Certificates


#### Ex-Approvals

| Logo | Approval | Additional Approval Text | Certificate name |
|------|----------|--------------------------|------------------|
|------|----------|--------------------------|------------------|




Subject to changes. Please also observe the further product documentation!

|  |  |          |                      |
|--|--|----------|----------------------|
|  | <b>AEx</b><br>Underwriters Laboratories Inc. | UL 60079 | 20190704-<br>E185892 |
|--|--|----------|----------------------|

|  |  |          |  |
|--|--|----------|--|
|  | <b>ATEX</b><br>Physikalisch Technische Bundesanstalt (PTB) | EN 60079 | PTB 03<br>ATEX<br>1162 U (II<br>2 G/D Ex e<br>II bzw. I M<br>2 Ex e I) |
|--|--|----------|--|

|  |   |           |   |
|--|---|-----------|---|
|  | <b>IECEX</b><br>Physikalisch Technische Bundesanstalt | IEC 60079 | IECEX PTB<br>03.0004U<br>(Ex eb IIC<br>Gb or Ex<br>eb I Mb) |
|--|---|-----------|---|

#### Country specific Approvals

| Logo   | Approval                                     | Additional Approval Text | Certificate name |
|--|--|--------------------------|------------------|
|    | <b>CCA</b><br>DEKRA Certification B.V.       | EN 60947                 | NTR NL<br>7730   |
|  | <b>CSA</b><br>DEKRA Certification B.V.       | C22.2 No. 158            | 1536069          |
|  | <b>KEMA/KEUR</b><br>DEKRA Certification B.V. | EN 60947                 | 71-<br>107687    |

#### Ship Approvals

| Logo   | Approval  | Additional Approval Text | Certificate name         |
|--|---|--------------------------|--------------------------|
|  | <b>ABS</b><br>American Bureau of Shipping               | EN 60947                 | 20-<br>HG1941090-<br>PDA |
|  | <b>BV</b><br>Bureau Veritas S.A.                        | EN 60947                 | 38586/A0 BV              |
|  | <b>DNV GL</b><br>Det Norske Veritas, Germanischer Lloyd | -                        | TAE00001V2               |

Subject to changes. Please also observe the further product documentation!




LR  
Lloyds Register

EN 60947

91/20112  
(E9)




#### UL-Approvals

| Logo   | Approval                                | Additional Approval Text | Certificate name |
|--|---|--------------------------|------------------|
|  | cURus<br>Underwriters Laboratories Inc. | UL 1059                  | E45172           |

#### Counterpart

#### Compatible products


















#### Push-In type wire jumper

|  |   |
|--|---|
|  | <b>Item no.: 2009-412</b><br>Push-in type wire jumper; insulated; wire length 60 mm; Conductor cross section 1.5 mm <sup>2</sup> ; suitable for 2001, 2002, 2003 and 2022 Series rail-mounted terminal blocks; black  |
|  | <b>Item no.: 2009-414</b><br>Push-in type wire jumper; insulated; wire length 110 mm; Conductor cross section 1.5 mm <sup>2</sup> ; suitable for 2001, 2002, 2003 and 2022 Series rail-mounted terminal blocks; black |
|  | <b>Item no.: 2009-416</b><br>Push-in type wire jumper; insulated; wire length 250 mm; Conductor cross section 1.5 mm <sup>2</sup> ; suitable for 2001, 2002, 2003 and 2022 Series rail-mounted terminal blocks; black |
| <b>check</b>   |   |



**Item no.: 2002-511**  
Modular TOPJOB®S connector; modular; for jumper contact slot; 1-pole; 2,50 mm<sup>2</sup>; gray

Subject to changes. Please also observe the further product documentation!

|  |  |
|--|--|
|    | <b>Item no.: 2002-549</b><br>Spacer module; modular; e.g., for bridging commoned terminal blocks; gray                               |
|    | <b>Item no.: 2002-552</b><br>Modular TOPJOB®S connector; modular; for jumper contact slot; 2-pole; 2,50 mm²; gray                    |
|    | <b>Item no.: 2002-553</b><br>Modular TOPJOB®S connector; modular; for jumper contact slot; 3-pole; 2,50 mm²; gray                    |
|    | <b>Item no.: 2002-554</b><br>Modular TOPJOB®S connector; modular; for jumper contact slot; 4-pole; 2,50 mm²; gray                    |
|    | <b>Item no.: 2002-555</b><br>Modular TOPJOB®S connector; modular; for jumper contact slot; 5-pole; 2,50 mm²; gray                    |
|    | <b>Item no.: 2002-556</b><br>Modular TOPJOB®S connector; modular; for jumper contact slot; 6-pole; 2,50 mm²; gray                    |
|    | <b>Item no.: 2002-557</b><br>Modular TOPJOB®S connector; modular; for jumper contact slot; 7-pole; 2,50 mm²; gray                    |
|    | <b>Item no.: 2002-558</b><br>Modular TOPJOB®S connector; modular; for jumper contact slot; 8-pole; 2,50 mm²; gray                    |
|    | <b>Item no.: 2002-559</b><br>Modular TOPJOB®S connector; modular; for jumper contact slot; 9-pole; 2,50 mm²; gray                    |
|   | <b>Item no.: 2002-560</b><br>Modular TOPJOB®S connector; modular; for jumper contact slot; 10-pole; 2,50 mm²; gray                   |
|  | <b>Item no.: 2002-611</b><br>TOPJOB®S L-type test plug module; modular; 1-pole; 2,50 mm²; gray                                       |
|  | <b>Item no.: 2002-649</b><br>TOPJOB®S L-type spacer module; modular; e.g., for bridging commoned terminal blocks; gray               |
|   | <b>Item no.: 2009-174</b><br>Test plug adapter; for 4 mm Ø test plugs; for testing TOPJOB®S rail-mounted terminal blocks; gray       |
|  | <b>Item no.: 2009-182</b><br>Testing tap; for max. 2.5 mm²; tool-free connection for individual test wires 0.08 - 2.5 mm; gray       |
| <b>Insulation stop</b>   |  |
|  | <b>Item no.: 2002-171</b><br>Insulation stop; 0.25 - 0.5 mm²; 5 pieces/strip; light gray   |
|  | <b>Item no.: 2002-172</b><br>Insulation stop; 0.75 - 1 mm²; 5 pieces/strip; dark gray  |
| <b>Carrier rail</b>  |  |
|  | <b>Item no.: 210-112</b><br>Steel carrier rail; 35 x 7.5 mm; 1 mm thick; 2 m long; slotted; according to EN 60715; "Hole width 25 mm |

Subject to changes. Please also observe the further product documentation!


**Item no.: 210-113**

Steel carrier rail; 35 x 7.5 mm; 1 mm thick; 2 m long; unslotted; according to EN 60715


**Item no.: 210-114**

Steel carrier rail; 35 x 15 mm; 1.5 mm thick; 2 m long; unslotted; similar to EN 60715


**Item no.: 210-115**

Steel carrier rail; 35 x 7.5 mm; 1 mm thick; 2 m long; slotted; according to EN 60715; "Hole width 18 mm


**Item no.: 210-118**

Steel carrier rail; 35 x 15 mm; 2.3 mm thick; 2 m long; unslotted; according to EN 60715


**Item no.: 210-196**

Aluminum carrier rail; 35 x 8.2 mm; 1.6 mm thick; 2 m long; unslotted; similar to EN 60715; silver-colored


**Item no.: 210-197**

Steel carrier rail; 35 x 15 mm; 1.5 mm thick; 2 m long; slotted; similar to EN 60715


**Item no.: 210-198**

Copper carrier rail; 35 x 15 mm; 2.3 mm thick; 2 m long; unslotted; according to EN 60715; copper-colored


**Item no.: 210-504**

Steel carrier rail; 35 x 7.5 mm; 1 mm thick; 2 m long; slotted; galvanized; according to EN 60715


**Item no.: 210-505**

Steel carrier rail; 35 x 7.5 mm; 1 mm thick; 2 m long; unslotted; galvanized; according to EN 60715


**Item no.: 210-506**

Steel carrier rail; 35 x 15 mm; 1.5 mm thick; 2 m long; unslotted; galvanized; similar to EN 60715


**Item no.: 210-508**

Steel carrier rail; 35 x 15 mm; 1.5 mm thick; 2 m long; slotted; galvanized; similar to EN 60715

**End plate**

**Item no.: 2002-1491**

End and intermediate plate; 0.8 mm thick; gray


**Item no.: 2002-1492**

End and intermediate plate; 0.8 mm thick; orange


**Item no.: 2002-1493**

Separator plate; 2 mm thick; oversized; gray


**Item no.: 2002-1494**

Separator plate; 2 mm thick; oversized; orange


**Item no.: 209-191**









Separator for Ex e/Ex i applications; 3 mm thick; 120 mm wide; orange

**ferrule**


**Item no.: 216-241**

Ferrule; Sleeve for 0.5 mm<sup>2</sup> / 20 AWG; insulated; electro-tin plated; electrolytic copper; gastight crimped; acc. to DIN 46228, Part 4/09.90; white







Subject to changes. Please also observe the further product documentation!

|   |  |
|---|--|
|  | <b>Item no.: 216-242</b><br>Ferrule; Sleeve for 0.75 mm <sup>2</sup> / 18 AWG; insulated; electro-tin plated; electrolytic copper; gastight crimped; acc. to DIN 46228, Part 4/09.90; gray |
|  | <b>Item no.: 216-243</b><br>Ferrule; Sleeve for 1 mm <sup>2</sup> / AWG 18; insulated; electro-tin plated; electrolytic copper; gastight crimped; acc. to DIN 46228, Part 4/09.90; red     |
|  | <b>Item no.: 216-244</b><br>Ferrule; Sleeve for 1.5 mm <sup>2</sup> / AWG 16; insulated; electro-tin plated; electrolytic copper; gastight crimped; acc. to DIN 46228, Part 4/09.90; black |
|  | <b>Item no.: 216-246</b><br>Ferrule; Sleeve for 2.5 mm <sup>2</sup> / AWG 14; insulated; electro-tin plated; electrolytic copper; gastight crimped; acc. to DIN 46228, Part 4/09.90; blue  |
|  | <b>Item no.: 216-262</b><br>Ferrule; Sleeve for 0.75 mm <sup>2</sup> / 18 AWG; insulated; electro-tin plated; electrolytic copper; gastight crimped; acc. to DIN 46228, Part 4/09.90; gray |
|  | <b>Item no.: 216-263</b><br>Ferrule; Sleeve for 1 mm <sup>2</sup> / AWG 18; insulated; electro-tin plated; electrolytic copper; gastight crimped; acc. to DIN 46228, Part 4/09.90; red     |
|  | <b>Item no.: 216-264</b><br>Ferrule; Sleeve for 1.5 mm <sup>2</sup> / AWG 16; insulated; electro-tin plated; electrolytic copper; gastight crimped; acc. to DIN 46228, Part 4/09.90; black |
|  | <b>Item no.: 216-266</b><br>Ferrule; Sleeve for 2.5 mm <sup>2</sup> / AWG 14; insulated; electro-tin plated; electrolytic copper; gastight crimped; acc. to DIN 46228, Part 4/09.90; blue  |

#### Protective Warning Marker

|  |  |
|--|--|
|  | <b>Item no.: 2002-115</b><br>Protective warning marker; with high-voltage symbol, black; for 5 terminal blocks; yellow |
|--|--|

#### Jumper

|   |   |
|---|---|
|  | <b>Item no.: 2002-400</b><br>Adjacent jumper for continuous commoning; insulated; 2-way; Nominal current 25 A; light gray |
|  | <b>Item no.: 2002-402</b><br>Push-in type jumper bar; insulated; 2-way; Nominal current 25 A; light gray                  |
|  | <b>Item no.: 2002-402/000-005</b><br>Push-in type jumper bar; insulated; 2-way; Nominal current 25 A; red                 |
|  | <b>Item no.: 2002-402/000-006</b><br>Push-in type jumper bar; insulated; 2-way; Nominal current 25 A; blue                |
|  | <b>Item no.: 2002-403</b><br>Push-in type jumper bar; insulated; 3-way; Nominal current 25 A; light gray                  |
|  | <b>Item no.: 2002-403/000-005</b><br>Push-in type jumper bar; insulated; 3-way; Nominal current 25 A; red                 |

Subject to changes. Please also observe the further product documentation!





**Item no.: 2002-403/000-006**

Push-in type jumper bar; insulated; 3-way; Nominal current 25 A; blue



**Item no.: 2002-404**

Push-in type jumper bar; insulated; 4-way; Nominal current 25 A; light gray



**Item no.: 2002-404/000-005**

Push-in type jumper bar; insulated; 4-way; Nominal current 25 A; red



**Item no.: 2002-404/000-006**

Push-in type jumper bar; insulated; 4-way; Nominal current 25 A; blue



**Item no.: 2002-405**

Push-in type jumper bar; insulated; 5-way; Nominal current 25 A; light gray



**Item no.: 2002-405/000-005**

Push-in type jumper bar; insulated; 5-way; Nominal current 25 A; red



**Item no.: 2002-405/000-006**

Push-in type jumper bar; insulated; 5-way; Nominal current 25 A; blue



**Item no.: 2002-405/011-000**

Star point jumper; insulated; 3-way (1-3-5); IN = IN terminal block; light gray



**Item no.: 2002-406**

Push-in type jumper bar; insulated; 6-way; Nominal current 25 A; light gray



**Item no.: 2002-406/000-005**

Push-in type jumper bar; insulated; 6-way; Nominal current 25 A; red



**Item no.: 2002-406/000-006**

Push-in type jumper bar; insulated; 6-way; Nominal current 25 A; blue



**Item no.: 2002-406/020-000**

Delta jumper; insulated; 1-2 3-4 5-6; IN = IN terminal block; light gray



**Item no.: 2002-407**

Push-in type jumper bar; insulated; 7-way; Nominal current 25 A; light gray



**Item no.: 2002-407/000-005**

Push-in type jumper bar; insulated; 7-way; Nominal current 25 A; red

Subject to changes. Please also observe the further product documentation!



**Item no.: 2002-407/000-006**

Push-in type jumper bar; insulated; 7-way; Nominal current 25 A; blue



**Item no.: 2002-408**

Push-in type jumper bar; insulated; 8-way; Nominal current 25 A; light gray



**Item no.: 2002-408/000-005**

Push-in type jumper bar; insulated; 8-way; Nominal current 25 A; red



**Item no.: 2002-408/000-006**

Push-in type jumper bar; insulated; 8-way; Nominal current 25 A; blue



**Item no.: 2002-409**

Push-in type jumper bar; insulated; 9-way; Nominal current 25 A; light gray



**Item no.: 2002-409/000-005**

Push-in type jumper bar; insulated; 9-way; Nominal current 25 A; red



**Item no.: 2002-409/000-006**

Push-in type jumper bar; insulated; 9-way; Nominal current 25 A; blue



**Item no.: 2002-410**

Push-in type jumper bar; insulated; 10-way; Nominal current 25 A; light gray



**Item no.: 2002-410/000-005**

Push-in type jumper bar; insulated; 10-way; Nominal current 25 A; red



**Item no.: 2002-410/000-006**

Push-in type jumper bar; insulated; 10-way; Nominal current 25 A; blue



**Item no.: 2002-423**

Adjacent jumper for continuous commoning; insulated; from 1 to 3; Nominal current 25 A; light gray



**Item no.: 2002-423/000-005**

Adjacent jumper for continuous commoning; insulated; from 1 to 3; Nominal current 25 A; red



**Item no.: 2002-423/000-006**

Adjacent jumper for continuous commoning; insulated; from 1 to 3; Nominal current 25 A; blue



**Item no.: 2002-433**















Push-in type jumper bar; insulated; from 1 to 3; Nominal current 25 A; light gray



**Item no.: 2002-434**

Push-in type jumper bar; insulated; from 1 to 4; Nominal current 25 A; light gray

Subject to changes. Please also observe the further product documentation!

|  |   |
|--|---|
|    | <b>Item no.: 2002-435</b><br>Push-in type jumper bar; insulated; from 1 to 5; Nominal current 25 A; light gray  |
|    | <b>Item no.: 2002-436</b><br>Push-in type jumper bar; insulated; from 1 to 6; Nominal current 25 A; light gray  |
|    | <b>Item no.: 2002-437</b><br>Push-in type jumper bar; insulated; from 1 to 7; Nominal current 25 A; light gray  |
|    | <b>Item no.: 2002-438</b><br>Push-in type jumper bar; insulated; from 1 to 8; Nominal current 25 A; light gray  |
|    | <b>Item no.: 2002-439</b><br>Push-in type jumper bar; insulated; from 1 to 9; Nominal current 25 A; light gray  |
|    | <b>Item no.: 2002-440</b><br>Push-in type jumper bar; insulated; from 1 to 10; Nominal current 25 A; light gray   |
|    | <b>Item no.: 2002-472</b><br>Staggered jumper; insulated; 2-way; Nominal current 25 A; suitable for 2002 and 2003 Series rail-mounted terminal blocks; light gray                             |
|    | <b>Item no.: 2002-473</b><br>Staggered jumper; insulated; 3-way; Nominal current 25 A; suitable for 2002 and 2003 Series rail-mounted terminal blocks; light gray                             |
|  | <b>Item no.: 2002-473/011-000</b><br>Ready-made staggered jumper; insulated; 2-way (1-3); Nominal current 25 A; with contact lugs broken off at the factory and circuit marking; light gray   |
|  | <b>Item no.: 2002-474</b><br>Staggered jumper; insulated; 4-way; Nominal current 25 A; suitable for 2002 and 2003 Series rail-mounted terminal blocks; light gray                             |
|  | <b>Item no.: 2002-475</b><br>Staggered jumper; insulated; 5-way; Nominal current 25 A; suitable for 2002 and 2003 Series rail-mounted terminal blocks; light gray                             |
|  | <b>Item no.: 2002-475/011-000</b><br>Ready-made staggered jumper; insulated; 3-way (1-3-5); Nominal current 25 A; with contact lugs broken off at the factory and circuit marking; light gray |
|  | <b>Item no.: 2002-476</b><br>Staggered jumper; insulated; 6-way; Nominal current 25 A; suitable for 2002 and 2003 Series rail-mounted terminal blocks; light gray                             |
|  | <b>Item no.: 2002-477</b><br>Staggered jumper; insulated; 7-way; Nominal current 25 A; suitable for 2002 and 2003 Series rail-mounted terminal blocks; light gray                             |
|  | <b>Item no.: 2002-477/011-000</b><br>Ready-made staggered jumper; insulated; 1-3-5-7; Nominal current 25 A; with contact lugs broken off at the factory and circuit marking; light gray       |
|  | <b>Item no.: 2002-478</b><br>Staggered jumper; insulated; 8-way; Nominal current 25 A; suitable for 2002 and 2003 Series rail-mounted terminal blocks; light gray                             |

Subject to changes. Please also observe the further product documentation!


**Item no.: 2002-479**

Staggered jumper; insulated; 9-way; Nominal current 25 A; suitable for 2002 and 2003 Series rail-mounted terminal blocks; light gray

**Item no.: 2002-479/011-000**

Ready-made staggered jumper; insulated; 1-3-5-7-9; Nominal current 25 A; with contact lugs broken off at the factory and circuit marking; light gray


**Item no.: 2002-480**

Staggered jumper; insulated; 10-way; Nominal current 25 A; suitable for 2002 and 2003 Series rail-mounted terminal blocks; light gray


**Item no.: 2002-481**

Staggered jumper; insulated; 11-way; Nominal current 25 A; suitable for 2002 and 2003 Series rail-mounted terminal blocks; light gray

**Item no.: 2002-481/011-000**

Ready-made staggered jumper; insulated; 1-3-5-7-9-11; Nominal current 25 A; with contact lugs broken off at the factory and circuit marking; light gray


**Item no.: 2002-482**

Staggered jumper; insulated; 12-way; Nominal current 25 A; suitable for 2002 and 2003 Series rail-mounted terminal blocks; light gray


**Item no.: 2006-499**


Step-down jumper; insulated; from 6/4 mm<sup>2</sup> to 4/2.5/1.5 mm<sup>2</sup>; Nominal current 32 A; light gray


**Item no.: 2016-499**

Step-down jumper; insulated; from 16/10 mm<sup>2</sup> to 10/6/4/2.5 mm<sup>2</sup>; Nominal current 57 A; light gray


**Item no.: 210-103**

Wire commoning chain; insulated; 50 connections; black


**Item no.: 210-123**

Wire commoning chain; insulated; 50 connections

**Marking accessories**

**Item no.: 2002-161**

Adaptor


**Item no.: 2009-110**

Marking strips; on reel; not stretchable; plain; snap-on type; white


**Item no.: 2009-115**

WMB-Inline; for Smart Printer; 1500 pieces on roll; stretchable 5 - 5.2 mm; plain; snap-on type; white


**Item no.: 2009-115/000-002**

WMB-Inline; for Smart Printer; 1500 pieces on roll; stretchable 5 - 5.2 mm; plain; snap-on type; yellow


**Item no.: 2009-115/000-005**

WMB-Inline; for Smart Printer; 1500 pieces on roll; stretchable 5 - 5.2 mm; plain; snap-on type; red

Subject to changes. Please also observe the further product documentation!



**Item no.: 2009-115/000-006**

WMB-Inline; for Smart Printer; 1500 pieces on roll; stretchable 5 - 5.2 mm; plain; snap-on type; blue



**Item no.: 2009-115/000-007**

WMB-Inline; for Smart Printer; 1500 pieces on roll; stretchable 5 - 5.2 mm; plain; snap-on type; gray



**Item no.: 2009-115/000-012**

WMB-Inline; for Smart Printer; 1500 pieces on roll; stretchable 5 - 5.2 mm; plain; snap-on type; orange



**Item no.: 2009-115/000-017**

WMB-Inline; for Smart Printer; 1500 pieces on roll; stretchable 5 - 5.2 mm; plain; snap-on type; light green



**Item no.: 2009-115/000-023**

WMB-Inline; for Smart Printer; 1500 pieces on roll; stretchable 5 - 5.2 mm; plain; snap-on type; green



**Item no.: 2009-115/000-024**

WMB-Inline; for Smart Printer; 1500 pieces on roll; stretchable 5 - 5.2 mm; plain; snap-on type; violet



**Item no.: 2009-145**

Mini-WSB Inline; for Smart Printer; 1700 pieces on roll; stretchable 5 - 5.2 mm; plain; snap-on type; white



**Item no.: 2009-145/000-002**

Mini-WSB Inline; for Smart Printer; 1700 pieces on roll; stretchable 5 - 5.2 mm; plain; snap-on type; yellow



**Item no.: 2009-145/000-005**

Mini-WSB Inline; for Smart Printer; 1700 pieces on roll; stretchable 5 - 5.2 mm; plain; snap-on type; red



**Item no.: 2009-145/000-006**

Mini-WSB Inline; for Smart Printer; 1700 pieces on roll; stretchable 5 - 5.2 mm; plain; snap-on type; blue



**Item no.: 2009-145/000-007**

Mini-WSB Inline; for Smart Printer; 1700 pieces on roll; stretchable 5 - 5.2 mm; plain; snap-on type; gray



**Item no.: 2009-145/000-012**

Mini-WSB Inline; for Smart Printer; 1700 pieces on roll; stretchable 5 - 5.2 mm; plain; snap-on type; orange



**Item no.: 2009-145/000-023**

Mini-WSB Inline; for Smart Printer; 1700 pieces on roll; stretchable 5 - 5.2 mm; plain; snap-on type; green

**Item no.: 2009-145/000-024**

Subject to changes. Please also observe the further product documentation!



Mini-WSB Inline; for Smart Printer; 1700 pieces on roll; stretchable 5 - 5.2 mm; plain; snap-on type; violet



**Item no.: 2009-191**  
Group marker carrier



**Item no.: 2009-192**  
Group marker carrier



**Item no.: 2009-193**  
Group marker carrier



**Item no.: 2009-198**  
Adaptor



**Item no.: 248-501**  
Miniature WSB Quick marking system; plain; Marker width 5 mm; 10 strips with 10 markers per card



**Item no.: 248-501/000-002**  
Mini-WSB marking card; as card; not stretchable; plain; snap-on type; yellow



**Item no.: 248-501/000-005**  
Mini-WSB marking card; as card; not stretchable; plain; snap-on type; red



**Item no.: 248-501/000-006**  
Mini-WSB marking card; as card; not stretchable; plain; snap-on type; blue



**Item no.: 248-501/000-007**  
Mini-WSB marking card; as card; not stretchable; plain; snap-on type; gray



**Item no.: 248-501/000-012**  
Mini-WSB marking card; as card; not stretchable; plain; snap-on type; orange



**Item no.: 248-501/000-017**  
Mini-WSB marking card; as card; not stretchable; plain; snap-on type; light green



**Item no.: 248-501/000-023**  
Mini-WSB marking card; as card; not stretchable; plain; snap-on type; green



**Item no.: 248-501/000-024**  
Mini-WSB marking card; as card; not stretchable; plain; snap-on type; violet



**Item no.: 793-501**  
WMB marking card; as card; not stretchable; plain; snap-on type; white

Subject to changes. Please also observe the further product documentation!



**Item no.: 793-501/000-002**  
WMB marking card; as card; not stretchable; plain; snap-on type; yellow



**Item no.: 793-501/000-005**  
WMB marking card; as card; not stretchable; plain; snap-on type; red



**Item no.: 793-501/000-006**  
WMB marking card; as card; not stretchable; plain; snap-on type; blue



**Item no.: 793-501/000-007**  
WMB marking card; as card; not stretchable; plain; snap-on type; gray



**Item no.: 793-501/000-012**  
WMB marking card; as card; not stretchable; plain; snap-on type; orange



**Item no.: 793-501/000-017**  
WMB marking card; as card; not stretchable; plain; snap-on type; light green



**Item no.: 793-501/000-023**  
WMB marking card; as card; not stretchable; plain; snap-on type; green



**Item no.: 793-501/000-024**  
WMB marking card; as card; not stretchable; plain; snap-on type; violet



**Item no.: 793-5501**  
WMB marking card; as card; for terminal block width 5 - 17.5 mm; stretchable 5 - 5.2 mm; plain; snap-on type; white



**Item no.: 793-5501/000-002**  
WMB marking card; as card; for terminal block width 5 - 17.5 mm; stretchable 5 - 5.2 mm; plain; snap-on type; yellow



**Item no.: 793-5501/000-005**  
WMB marking card; as card; for terminal block width 5 - 17.5 mm; stretchable 5 - 5.2 mm; plain; snap-on type; red



**Item no.: 793-5501/000-006**  
WMB marking card; as card; for terminal block width 5 - 17.5 mm; stretchable 5 - 5.2 mm; plain; snap-on type; blue



**Item no.: 793-5501/000-007**  
WMB marking card; as card; for terminal block width 5 - 17.5 mm; stretchable 5 - 5.2 mm; plain; snap-on type; gray

**Item no.: 793-5501/000-012**

Subject to changes. Please also observe the further product documentation!



WMB marking card; as card; for terminal block width 5 - 17.5 mm; stretchable 5 - 5.2 mm; plain; snap-on type; orange



**Item no.: 793-5501/000-014**

WMB marking card; as card; for terminal block width 5 - 17.5 mm; stretchable 5 - 5.2 mm; plain; snap-on type; brown



**Item no.: 793-5501/000-017**

WMB marking card; as card; for terminal block width 5 - 17.5 mm; stretchable 5 - 5.2 mm; plain; snap-on type; green



**Item no.: 793-5501/000-023**

WMB marking card; as card; for terminal block width 5 - 17.5 mm; stretchable 5 - 5.2 mm; plain; snap-on type; light green



**Item no.: 793-5501/000-024**

WMB marking card; as card; for terminal block width 5 - 17.5 mm; stretchable 5 - 5.2 mm; plain; snap-on type; violet

#### tools



**Item no.: 210-658**

Operating tool; Blade: 3.5 x 0.5 mm; with a partially insulated shaft; angled; short



**Item no.: 210-720**

Operating tool; Blade: 3.5 x 0.5 mm; with a partially insulated shaft

#### plug



**Item no.: 2002-880**

Empty component plug housing; 10.4 mm wide; 2-pole; Type 4; gray



**Item no.: 2002-880/1000-411**

Component plug; 2-pole; with diode 1N4007; 10.4 mm wide; Operating temperature 85°C max.; gray



**Item no.: 2002-880/1000-541**

Component plug; 2-pole; LED (red); 10.4 mm wide; Operating temperature 85°C max.; gray



**Item no.: 2002-880/1000-542**

LED module; with red LED; 10.4 mm wide; 30 - 65 V; Operating temperature 85°C max.



**Item no.: 2002-880/1000-836**

Component plug; 2-pole; LED (red); 10.4 mm wide; Operating temperature 85°C max.; gray

#### Downloads

#### Documentation

#### Additional Information

Subject to changes. Please also observe the further product documentation!



---

## CAD/CAE-Data

### CAD data

2D/3D Models 2002-1406

---

### CAE data

EPLAN Data Portal 2002-1406


---

WSCAD Universe 2002-1406


---

## Installation Notes


### Conductor termination



All conductor types at a glance




Terminating solid and ferruled conductors via push-in connection.




Inserting conductors via push-in termination.

**Solid conductors** with cross-sections from either one size above, or up to two sizes below, the rated cross-section can be simply pushed in – no tools needed.

Subject to changes. Please also observe the further product documentation!



Inserting a conductor via operating tool.



Conductor termination – Insulation stop.


Connecting fine-stranded conductors without ferrules, or small cross-sectional conductors that cannot be pushed in, is performed similarly to the original CAGE CLAMP® – just use an operating tool.

#### The smart feature:


To open the clamp, the operating tool is inserted vertically. The conductor entry is less than 15 degrees for easier wiring.

#### Commoning

Subject to changes. Please also observe the further product documentation!



The push-in type jumper bar system is based on the common plug and socket principle. Each terminal block is spring-loaded with a double socket and a resilient CrNi steel spring. The jumper contact material is pure electrolytic copper, which allows for an extremely small design capable of carrying the full-rated current of the terminal block. Ground terminal blocks can also be commoned using the same jumper system. Custom jumpers are created by breaking and removing jumper contacts (2000, 2001, 2002, 2004 Series).



#### Removing a push-in type jumper bar.

Insert the operating tool between the jumper and the partition wall of the dual jumper slots, then lift up the jumper.

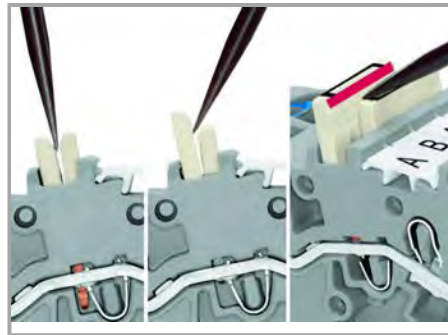
Place the operating tool in the center of jumpers up to five contacts (see above), or alternately on both sides for jumpers with more than five contacts.

#### Commoning



Locate red stripes of the staggered jumpers on the inside.

Insert staggered jumper and push down until it hits backstop.




#### Removing a staggered jumper:

Insert the operating tool between the staggered jumpers, then lift up the jumper.

#### Commoning


Subject to changes. Please also observe the further product documentation!



Continuous jumpers (2002 Series) readily connect an endless number of terminal blocks to each other via a single jumper slot. Use the second jumper slot for additional commoning or testing.




The 1-to-3 adjacent jumper for continuous commoning enables every other terminal block to be commoned. For example, positive and negative potentials can be accommodated alongside each other.



This star point jumper has been specially developed to create a "star point" and is used on motor terminal boards equipped with TOPJOB® S rail-mount terminal blocks.




This delta jumper has been specially developed to create a delta configuration and is used on motor terminal boards equipped with TOPJOB® S rail-mount terminal blocks.




Push down the wire jumper until fully inserted. Lift the jumper with an operating tool for rewiring.

## Commoning

Subject to changes. Please also observe the further product documentation!



Step-down jumpers may common terminal blocks of different sizes, without losing a conductor clamping point. This can be beneficial on long conductor runs where voltage drops may be problematic. A large conductor can be easily connected to smaller conductors at the distribution point.




Using step-down jumpers, an end plate must be inserted between the terminal blocks to be commoned.



**Step-down jumper (2006-499)** commons 6 /4 mm<sup>2</sup> (10/12 AWG) terminal blocks (2006 /2004 Series) with 4/2.5/1.5 mm<sup>2</sup> (12/14/16 AWG) terminal blocks (2004/2002/2001 Series).

Commoning may be made in either direction using the special thin end plate to cover the open side. Additional through terminal blocks having a smaller cross-section may be commoned using push-in type jumper bars.

Subject to changes. Please also observe the further product documentation!




**Step-down jumper (2016-499)** commons 16 /10 mm<sup>2</sup> (16/8 AWG) terminal blocks (2016 /2010 Series) with 10/6/4/2.5 mm<sup>2</sup> (8/10/12 /14 AWG) terminal blocks (2010/2006/2004 /2002 Series).




**Stepping down via push-in type jumper bar.**

Commoning via open terminal side with end plate allows jumpering over two cross-section sizes for 16 mm<sup>2</sup> (6 AWG) and 10 mm<sup>2</sup> (8 AWG) and one cross-section size for 6/4/2.5 mm<sup>2</sup> (10/12/14 AWG). An example: from 16 mm<sup>2</sup> (6 AWG) to 6 mm<sup>2</sup> (10 AWG) (see illustration above) or from 10 mm<sup>2</sup> (8 AWG) to 4 mm<sup>2</sup> (12 AWG).



**Stepping down via push-in type jumper bar.**

Commoning via closed terminal side with end plate allows jumpering over two cross-section sizes, e.g., from 16 mm<sup>2</sup> (6 AWG) to 6 mm<sup>2</sup> (10 AWG) or from 6 mm<sup>2</sup> (10 AWG) to 2.5 mm<sup>2</sup> (14 AWG) (see illustration above).




#### Note:

The total current of the outgoing circuits shall not exceed the nominal current of the step-down jumper/push-in type jumper bar.

#### Testing

Subject to changes. Please also observe the further product documentation!






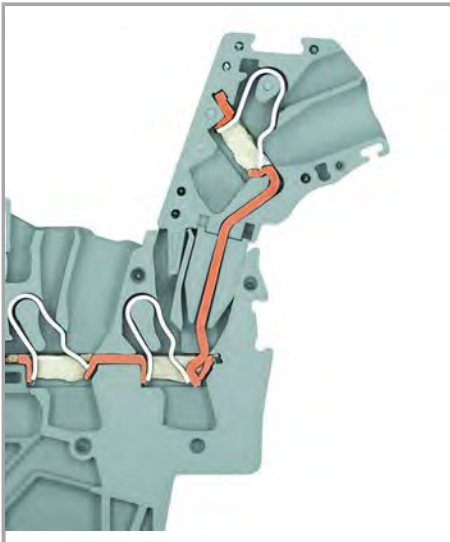
The modular TOPJOB® S connectors also connect conductors of the same size as the terminal blocks being used.



TOPJOB® S Connectors with a 2 mm Ø test socket for testing voltage via 2-pole voltage tester



Rail-mount terminal block assembly for electric motor wiring



L-type test plug module – cross-sectional view of contacts




Test plug adapter (2009-174, CAT I) for 4 mm Ø plugs – compatible with 2000 to 2016 Series




Testing tap (2009-182) for tool-free connection of test cables up to 2.5 mm² (12 AWG) – compatible with 2000 to 2016 Series

## Marking

Subject to changes. Please also observe the further product documentation!



Snapping WMB Inline markers into marker slots.



TOPJOB® S 2009-193 Group Marker Carrier (equipped with a marking strip) for all 2001 to 2016 Series TOPJOB® S Rail-Mount Terminal Blocks

Do not use on an end plate!

Subject to changes. Please also observe the further product documentation!





Using marker carriers for marking strips (2002-161) in jumper slots.




Through terminal blocks with a blue insulated housing are suitable for Ex i applications.



All through and ground conductor terminal blocks are suitable for Ex e II applications.

Subject to changes. Please also observe the further product documentation!



Separator for Ex e/Ex applications


An end plate must be applied to the terminal block located directly behind an Ex e/Ex i separator plate.



Ex e II/Ex i terminal strip

**Notice:**

The movable feet of terminal blocks and separator plates must face the same direction.



Separator located between Ex e II and Ex i terminal strip

End plate

Ex e II terminal blocks

Separator for Ex e/Ex i applications

End plate

Ex i terminal blocks

According to EN 50020, a minimum distance of 50 mm must be kept between live parts of Ex e and Ex i circuits. The use of Ex e/Ex i separators is a space-saving solution when Ex e and Ex i terminal blocks are mounted on a common carrier rail.

**Product family**

TOPJOB® S

Subject to changes. Please also observe the further product documentation!



TOPJOB® S: In various industrial applications and modern building installations, WAGO's wide and versatile range of rail-mount terminal blocks provides more than just reliable electrical connections.

[Show all products from the family](#)

Subject to changes. Please also observe the further product documentation!

Web: <https://www.bolenscontrol.com/> - Phone: (800) 658-5241 - Email: [sales@bolenscontrol.com](mailto:sales@bolenscontrol.com)